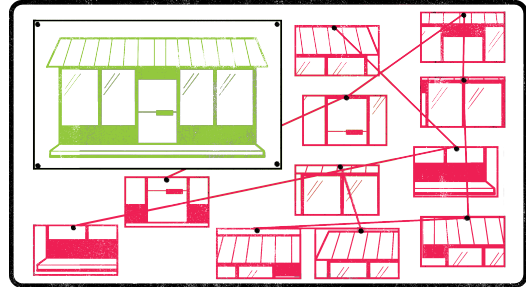


STOREFRONTS AND WINDOWS

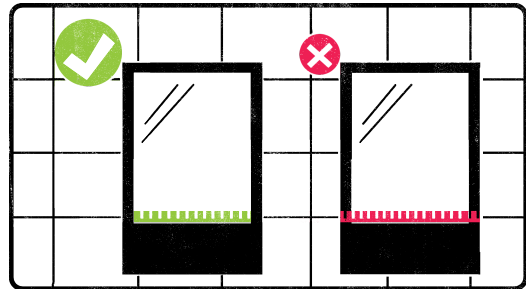
Photographing

1. Be leveled, with the building
2. Zoom out to show the whole store front.

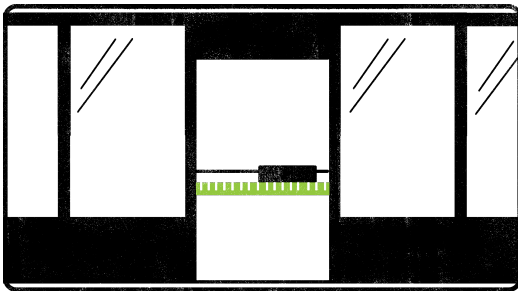


Measuring

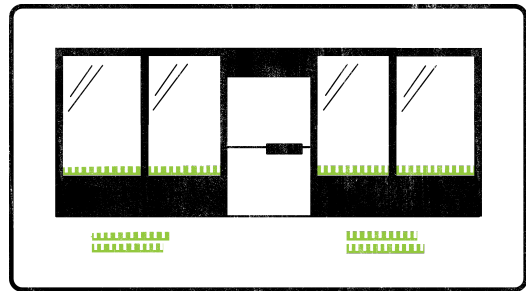
1. Only measure the glass, don't include the molds or seals.
2. Measure each glass plane, they often vary in size.
3. We need the width, and height if possible.
4. For doors, measure underneath the handle.
5. For windows of odd shapes, measure from the widest sections, only including the glass



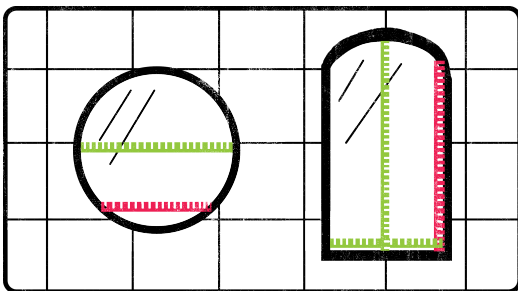
1. Only measure the glass, don't include the molds or seals.




4. For doors, measure underneath the handle.



2. Measure each glass plane, they often vary in size.



5. For windows of odd shapes, measure from the widest sections, only including the glass



3. We need the width, and height if possible.

Contact

Email your vehicle pics to:
rose@fastlanesigns.net & pam@fastlanesigns.net

**Include the dimentions in the body of your email, clearly indicating what part of the vehicle you measured*



509.925.7446 • www.fastlanesigns.net